

Scaled data based on original data using  
LM-79-08 Approved Method: Electrical and Photometric Measurements of Solid-  
State Lighting Products

Test Report Prepared for  
Cooper Lighting Solutions  
(formerly Eaton)

Brand: McGRAW-EDISON

Report Number: P227160

Luminaire Tested: **ISW-AF-1200-LED-E1-SLL-ULG**

Issue Date: 3/3/2020

**Test Information**

Test Method: LM-79-08  
Report Number: P227160  
TEST IS SCALED FROM IESNA LM-79-08 TEST DATA (P35948)-DOWNLIGHT AND  
Test Lab: INNOVATION CENTER-P3  
Issue Date: 3/3/2020  
Manufacturer: COOPER LIGHTING SOLUTIONS (FORMERLY EATON)  
Product Line: MCGRAW-EDISON  
Catalog Number: ISW-AF-1200-LED-E1-SLL-ULG  
Description: IMPACT ELITE LED WEDGE LUMINAIRE WITH UPLIGHT  
LIGHT SQUARE WITH ACCULED OPTICS-90° SPILL LIGHT ELIMINATOR LEFT, WITH  
UPLIGHT GLOW  
Light Source: (16) 4000K CCT, 70 CRI LEDs and (1) UPLIGHT LED  
Ballast/Driver: ELECTRONIC DRIVER

**Summary**

Lumens per Lamp: N/A  
Luminaire Lumens: 7854.6 lumens  
Efficiency: N/A  
Efficacy: 95.0 lumens/watt  
Luminous Opening: Rectangular w/ Sides (W: 0.5' x L: 0.5' x H: 0.54')  
IES Classification: Type IV - Short - Non-Cutoff  
BUG Rating: B1 - U5 - G2

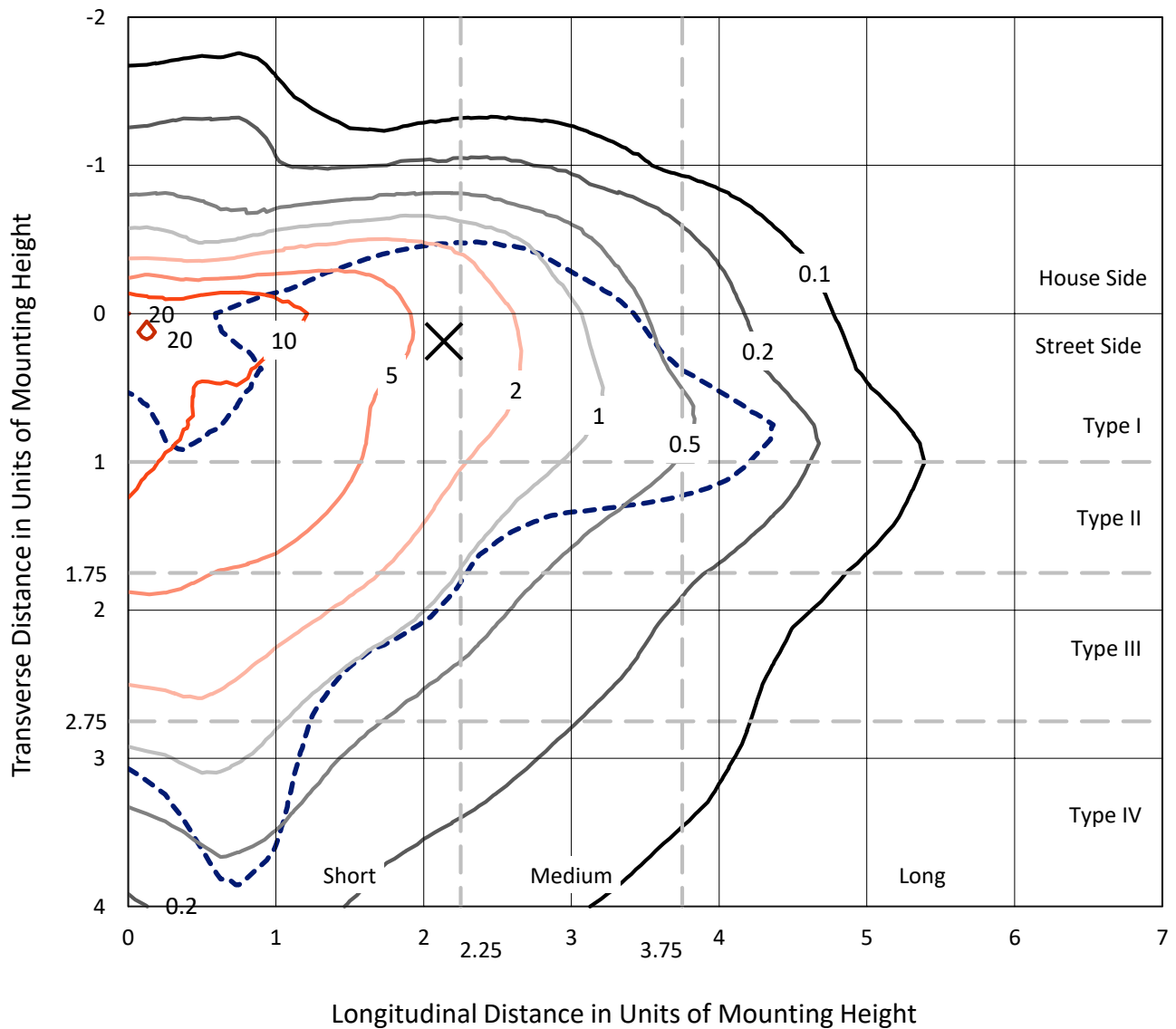
Input Watts (W): 82.7  
Input Voltage (V): 120  
Input Current (Ain): NR  
Voltage Rise (V): NR  
Power Factor: NR  
Total Harmonic Distortion (THDi): NR  
Frequency (hertz): 60  
Stabilization Time: NR  
Operation Time: NR  
Ambient Temperature (°C): NR  
Test Distance: 25 FT



REPORT NUMBER: P227160  
 CATALOG NUMBER: ISW-AF-1200-LED-E1-SLL-ULG

### Iso-Footcandle Lines of Horizontal Illumination

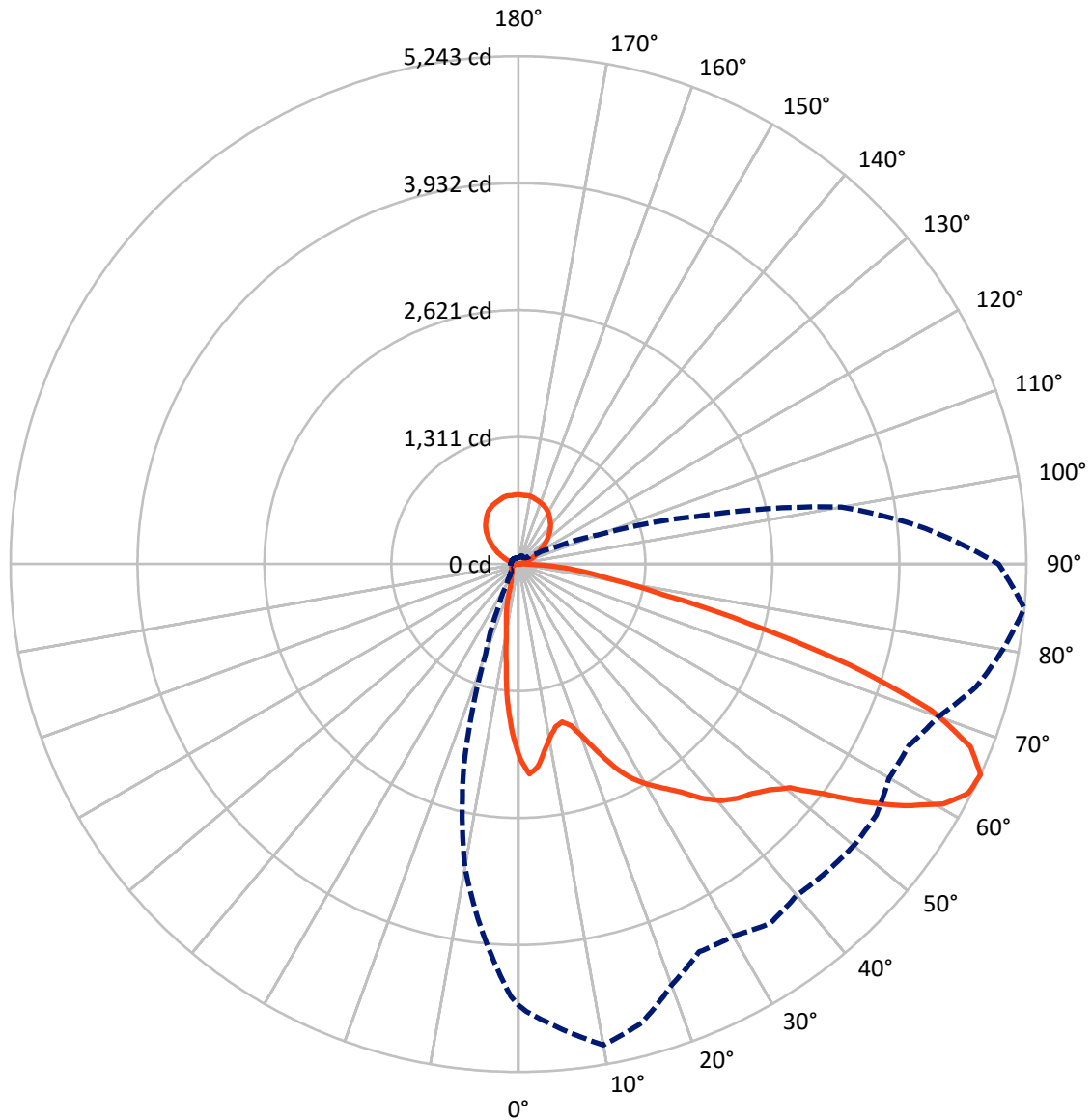
× Max cd  
 - - - 1/2 Max cd



Based on 10 foot mounting height. Maximum calculated value = 22 fc  
 Type IV - Short - Non-Cutoff

REPORT NUMBER: P227160  
CATALOG NUMBER: ISW-AF-1200-LED-E1-SLL-ULG

### Luminous Intensity Polar Plot



— Vertical Plane Through 85-Deg Lateral      - - - Horizontal Cone Through 65-Deg Vertical

REPORT NUMBER: P227160

CATALOG NUMBER: ISW-AF-1200-LED-E1-SLL-ULG

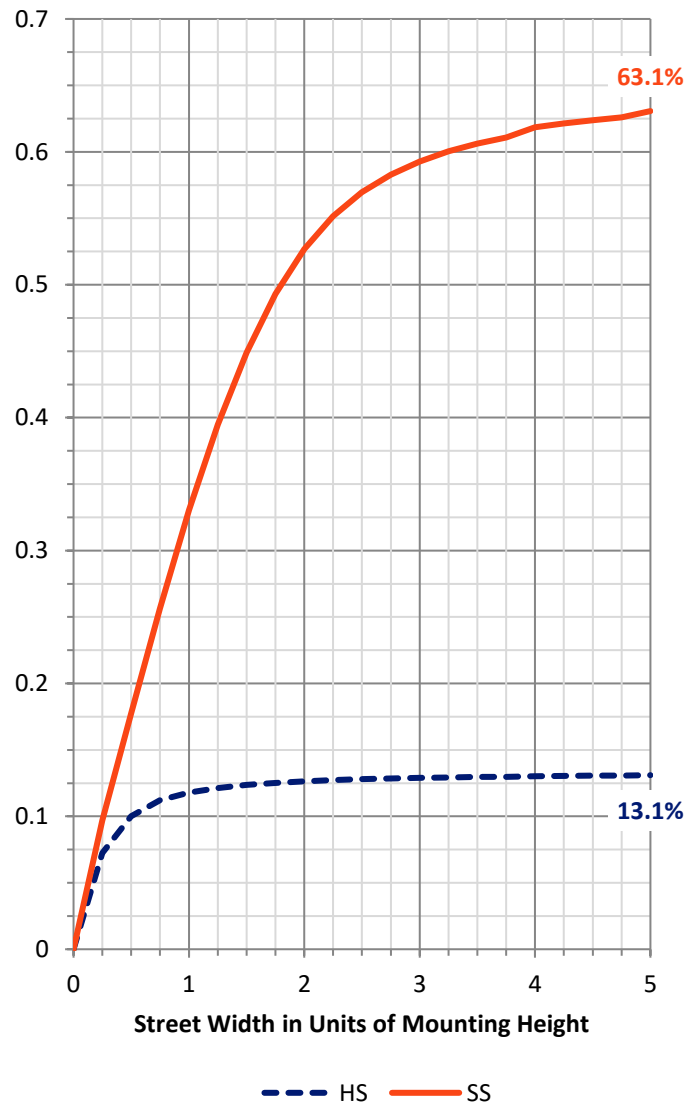
**FLUX DISTRIBUTION:**

		Downward	Upward	Total
<b>House Side</b>	Lumens	1043.2	887.5	1930.7
	% Fixture	13.3	11.3	24.6
<b>Street Side</b>	Lumens	5036.2	887.7	5923.9
	% Fixture	64.1	11.3	75.4
<b>Total</b>	Lumens	6079.4	1775.2	7854.6
	% Fixture	77.4	22.6	100.0

**Coefficient of Utilization**

**ZONAL LUMENS:**

Zone	Lumens	% Fixture
0°-10°	148.8	1.9
10°-20°	286.3	3.6
20°-30°	408.2	5.2
30°-40°	592.2	7.5
40°-50°	847.1	10.8
50°-60°	1300.7	16.6
60°-70°	1505.5	19.2
70°-80°	768.0	9.8
80°-90°	222.7	2.8
90°-100°	9.7	0.1
100°-110°	58.7	0.7
110°-120°	169.9	2.2
120°-130°	279.4	3.6
130°-140°	344.6	4.4
140°-150°	352.5	4.5
150°-160°	297.0	3.8
160°-170°	195.5	2.5
170°-180°	67.8	0.9
0°-90°	6079.4	77.4
0°-180°	7854.6	100.0



REPORT NUMBER: P227160

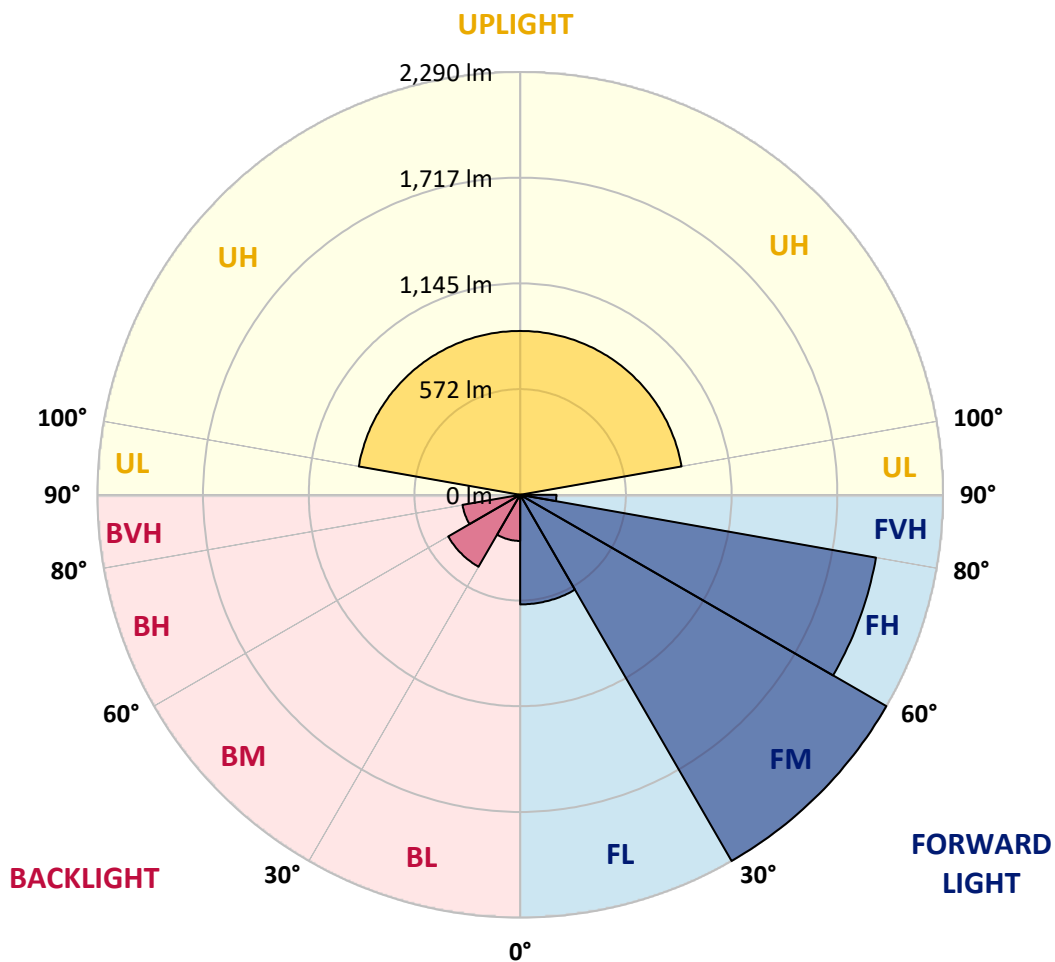
CATALOG NUMBER: ISW-AF-1200-LED-E1-SLL-ULG

**LUMINAIRE CLASSIFICATION SYSTEM LUMEN TABLE AND BUG RATING:**

Zone		Lumens	% Fixture	Zone Rating/Lumen Limit		
				B	U	G
FL	(0°-30°)	593.7	7.6			
FM	(30°-60°)	2289.8	29.2			
FH	(60°-80°)	1956.4	24.9			G2/5000
FVH	(80°-90°)	196.4	2.5			G2/225
BL	(0°-30°)	249.6	3.2	B1/500		
BM	(30°-60°)	450.2	5.7	B1/1000		
BH	(60°-80°)	317.1	4.0	B1/500		G1/500
BVH	(80°-90°)	26.3	0.3			G1/100
UL	(90°-100°)	9.7	0.1		U1/10	
UH	(100°-180°)	887.5	11.3		U4/1000	

**BUG Rating: B1-U5-G2**

Type IV Short





REPORT NUMBER: P227160  
 CATALOG NUMBER: ISW-AF-1200-LED-E1-SLL-ULG

**CANDELA DISTRIBUTION (FULL):**

	0°	1°	5°	10°	15°	20°	25°	30°	35°	40°	45°
0°	2008.2	2008.2	2008.2	2008.2	2008.2	2008.2	2008.2	2008.2	2008.2	2008.2	2008.2
2.5°	2078.7	2080.8	2109.4	2137.0	2171.8	2166.7	2195.4	2216.8	2236.3	2239.3	2253.7
5°	1951.9	1972.4	2036.8	2092.0	2161.6	2215.8	2274.1	2320.2	2353.9	2385.6	2389.7
7.5°	1773.9	1789.2	1863.9	1950.9	2051.1	2122.7	2210.7	2287.4	2341.6	2392.8	2404.0
10°	1621.5	1635.8	1718.7	1831.2	1919.2	2012.2	2103.3	2165.7	2236.3	2280.3	2301.7
12.5°	1547.8	1565.2	1644.0	1746.3	1836.3	1926.3	1994.9	2049.1	2089.0	2097.2	2103.3
15°	1576.5	1585.7	1672.6	1763.7	1835.3	1880.3	1898.7	1931.4	1928.4	1944.7	1947.8
17.5°	1692.1	1688.0	1780.0	1843.5	1878.2	1873.1	1844.5	1827.1	1796.4	1787.2	1813.8
20°	1890.5	1904.8	1964.2	2003.0	1967.2	1884.4	1805.6	1751.4	1708.4	1694.1	1691.0
22.5°	2122.7	2141.1	2205.6	2185.1	2094.1	1942.7	1799.5	1712.5	1659.3	1644.0	1637.8
25°	2366.2	2378.5	2411.2	2341.6	2213.8	2017.4	1842.4	1720.7	1650.1	1627.6	1624.5
27.5°	2562.6	2574.9	2559.5	2479.7	2294.6	2101.2	1901.8	1757.5	1665.5	1643.0	1632.7
30°	2723.2	2729.3	2678.2	2579.0	2394.8	2194.3	1979.5	1822.0	1714.6	1663.4	1656.3
32.5°	2903.2	2899.1	2799.9	2662.8	2479.7	2278.2	2068.5	1894.6	1761.6	1699.2	1688.0
35°	3100.7	3064.9	2889.9	2745.7	2538.0	2342.7	2149.3	1971.3	1837.3	1754.5	1740.1
37.5°	3276.6	3239.8	3005.5	2811.2	2596.4	2392.8	2212.7	2070.6	1952.9	1877.2	1871.1
40°	3413.7	3368.7	3093.5	2855.2	2625.0	2429.6	2287.4	2195.4	2117.6	2056.2	2056.2
42.5°	3524.2	3475.1	3179.4	2906.3	2650.6	2485.9	2412.2	2380.5	2364.1	2330.4	2342.7
45°	3630.7	3580.4	3250.0	2939.0	2707.9	2595.3	2605.6	2633.2	2682.3	2662.8	2680.2
47.5°	3731.9	3682.8	3329.8	2991.2	2818.3	2791.7	2844.9	2955.4	3051.6	3127.3	3180.5
50°	3901.7	3843.4	3473.0	3144.7	2992.2	3005.5	3159.0	3375.8	3532.4	3601.9	3597.8
52.5°	4224.0	4141.1	3781.0	3431.1	3240.8	3314.5	3495.5	3768.8	3973.3	4027.6	4049.0
55°	4617.8	4552.3	4226.0	3810.7	3672.6	3698.2	3923.2	4232.2	4389.7	4445.9	4464.4
57.5°	4849.0	4831.6	4627.0	4216.8	4082.8	4072.6	4366.2	4618.8	4754.9	4808.1	4791.7
59°	4903.2	4908.3	4791.7	4504.3	4320.1	4297.6	4596.3	4830.6	4944.1	4960.5	4952.3
60°	4898.1	4926.7	4912.4	4661.8	4470.5	4441.9	4693.5	4916.5	5011.6	5037.2	5008.6
62.5°	4792.7	4841.8	4977.9	4951.3	4811.1	4664.9	4783.5	4945.1	5006.5	4982.0	4960.5
65°	4553.4	4617.8	4807.1	5042.3	4907.3	4625.0	4417.3	4435.7	4528.8	4467.4	4497.1
67.5°	4140.1	4213.7	4314.0	4848.0	4651.6	4177.9	3820.9	3646.0	3601.9	3661.3	3755.5
70°	3367.7	3415.7	3669.5	4424.5	4084.8	3434.1	2986.1	2752.9	2675.1	2812.2	2908.4
72.5°	2375.4	2447.0	2781.5	3661.3	3360.5	2750.8	2259.8	2045.0	1967.2	1973.4	2057.3
75°	1445.5	1542.7	1943.7	2895.1	2648.5	2107.4	1721.7	1567.3	1543.7	1530.4	1516.1
77.5°	953.4	990.2	1277.8	1997.9	1786.2	1498.7	1292.1	1355.5	1426.1	1441.4	1459.9
80°	646.5	657.8	828.6	1401.5	1176.4	1106.8	1044.4	1193.8	1327.9	1352.4	1339.1
82.5°	397.9	431.7	578.0	945.2	938.0	905.3	825.5	942.1	1031.1	1046.5	1074.1
85°	138.1	144.2	355.0	834.7	953.4	963.6	680.3	537.0	603.5	592.3	425.5
87.5°	59.3	66.5	110.5	558.5	645.5	534.0	311.0	276.2	212.8	119.7	115.6
90°	9.2	9.2	8.2	11.3	22.5	17.9	17.4	11.3	8.2	7.7	7.2
92.5°	4.1	4.1	4.1	4.6	5.1	5.6	6.1	6.1	6.1	6.1	6.1
95°	5.1	5.1	5.1	5.6	6.1	6.6	7.2	7.2	7.2	7.2	7.2
97.5°	7.2	7.2	7.2	7.7	8.2	8.2	8.2	8.7	9.2	9.2	9.2
100°	8.2	8.2	8.2	8.7	9.2	9.7	10.2	11.3	12.3	16.9	21.5
102.5°	11.3	11.3	11.3	12.3	13.3	15.9	18.4	23.0	27.6	34.3	40.9
105°	21.5	21.7	22.5	25.1	27.6	32.2	36.8	43.0	49.1	56.8	64.4
107.5°	41.9	42.1	43.0	46.5	50.1	54.7	59.3	67.0	74.7	82.3	90.0



REPORT NUMBER: P227160

CATALOG NUMBER: ISW-AF-1200-LED-E1-SLL-ULG

**CANDELA DISTRIBUTION (continued):**

	0°	1°	5°	10°	15°	20°	25°	30°	35°	40°	45°
110°	67.5	67.9	69.6	72.6	75.7	82.3	89.0	96.7	104.3	110.5	116.6
112.5°	101.3	101.3	101.3	104.9	108.4	116.1	123.8	130.4	137.1	141.7	146.3
115°	143.2	143.0	142.2	146.3	150.4	156.5	162.6	167.3	171.9	174.9	178.0
117.5°	188.2	188.2	188.2	190.8	193.3	197.4	201.5	204.1	206.6	208.2	209.7
120°	230.2	229.8	228.1	229.7	231.2	234.8	238.3	240.4	242.4	245.5	248.6
122.5°	269.0	268.4	266.0	266.5	267.0	270.1	273.1	275.2	277.2	280.3	283.4
125°	304.8	304.0	300.7	301.8	302.8	304.3	305.9	308.9	312.0	314.6	317.1
127.5°	337.6	337.4	336.6	336.6	336.6	338.6	340.6	343.7	346.8	347.3	347.8
130°	371.3	370.9	369.3	369.8	370.3	372.4	374.4	376.4	378.5	379.5	380.5
132.5°	405.1	404.7	403.0	402.5	402.0	406.1	410.2	411.7	413.3	413.8	414.3
135°	438.8	438.2	435.8	435.8	435.8	438.8	441.9	443.4	445.0	446.0	447.0
137.5°	470.6	469.9	467.5	468.5	469.5	470.0	470.6	472.6	474.6	476.7	478.7
140°	499.2	498.6	496.1	497.2	498.2	499.2	500.2	501.2	502.3	505.3	508.4
142.5°	529.9	529.3	526.8	527.8	528.9	529.4	529.9	531.4	533.0	535.0	537.0
145°	562.6	561.8	558.5	557.5	556.5	558.0	559.6	561.1	562.6	563.1	563.6
147.5°	588.2	587.6	585.1	584.6	584.1	585.6	587.2	587.2	587.2	587.7	588.2
150°	608.7	608.0	605.6	606.1	606.6	606.6	606.6	606.6	606.6	606.6	606.6
152.5°	625.0	624.4	622.0	622.0	622.0	622.5	623.0	623.5	624.0	624.0	624.0
155°	643.4	642.6	639.3	639.3	639.3	640.4	641.4	642.9	644.5	643.4	642.4
157.5°	660.8	660.2	657.8	657.8	657.8	658.3	658.8	659.8	660.8	660.3	659.8
160°	678.2	677.6	675.1	674.6	674.1	672.6	671.1	670.5	670.0	670.0	670.0
162.5°	688.4	687.6	684.4	684.4	684.4	682.3	680.3	678.2	676.2	677.2	678.2
165°	696.6	696.0	693.6	692.5	691.5	691.5	691.5	690.0	688.4	688.4	688.4
167.5°	705.8	705.2	702.8	701.2	699.7	700.7	701.7	702.8	703.8	702.3	700.7
170°	714.0	713.4	711.0	709.4	707.9	707.9	707.9	708.4	708.9	707.9	706.9
172.5°	715.0	714.6	713.0	712.0	711.0	709.9	708.9	707.4	705.8	705.8	705.8
175°	716.1	715.7	714.0	713.5	713.0	712.0	711.0	708.9	706.9	706.3	705.8
177.5°	723.2	722.8	721.2	718.6	716.1	715.6	715.0	714.0	713.0	712.0	711.0
180°	716.1	716.1	716.1	716.1	716.1	716.1	716.1	716.1	716.1	716.1	716.1





REPORT NUMBER: P227160

CATALOG NUMBER: ISW-AF-1200-LED-E1-SLL-ULG

**CANDELA DISTRIBUTION (continued):**

	50°	55°	60°	65°	70°	75°	80°	85°	90°	95°	100°
0°	2008.2	2008.2	2008.2	2008.2	2008.2	2008.2	2008.2	2008.2	2008.2	2008.2	2008.2
2.5°	2250.6	2237.3	2245.5	2234.2	2215.8	2203.5	2189.2	2170.8	2149.3	2120.7	2092.0
5°	2380.5	2370.3	2344.7	2307.9	2256.7	2213.8	2162.6	2102.3	2052.1	1987.7	1927.3
7.5°	2391.8	2375.4	2328.3	2259.8	2181.0	2101.2	2040.9	1942.7	1879.3	1777.0	1708.4
10°	2289.5	2290.5	2243.4	2179.0	2097.2	2003.0	1916.1	1808.7	1715.6	1611.2	1496.7
12.5°	2139.1	2153.4	2155.5	2098.2	2018.4	1919.2	1822.0	1719.7	1604.1	1492.6	1387.2
15°	1968.3	2009.2	2012.2	1997.9	1956.0	1872.1	1783.1	1691.0	1573.4	1451.7	1333.0
17.5°	1815.8	1854.7	1890.5	1923.2	1925.3	1885.4	1831.2	1752.4	1634.8	1491.6	1352.4
20°	1700.2	1742.2	1803.6	1863.9	1930.4	1950.9	1955.0	1904.8	1779.0	1604.1	1415.9
22.5°	1652.2	1701.3	1763.7	1877.2	1994.9	2067.5	2108.4	2108.4	1976.4	1771.9	1520.2
25°	1641.9	1681.8	1777.0	1918.1	2075.7	2202.5	2280.3	2332.4	2237.3	1987.7	1649.1
27.5°	1649.1	1703.3	1821.0	1965.2	2129.9	2292.5	2420.4	2511.4	2422.4	2135.0	1768.8
30°	1677.7	1758.6	1880.3	2029.6	2199.4	2371.3	2525.8	2641.4	2575.9	2269.0	1882.3
32.5°	1727.9	1826.1	1964.2	2099.2	2268.0	2454.2	2606.6	2759.0	2710.9	2362.1	1942.7
35°	1802.5	1918.1	2044.0	2180.0	2341.6	2527.8	2690.5	2889.9	2872.5	2478.7	2003.0
37.5°	1923.2	2041.9	2157.5	2274.1	2427.6	2608.6	2811.2	3065.9	3051.6	2651.6	2100.2
40°	2136.0	2205.6	2291.5	2366.2	2510.4	2683.3	2900.2	3211.1	3262.3	2799.9	2186.1
42.5°	2399.9	2440.9	2465.4	2485.9	2559.5	2722.2	2964.6	3308.3	3392.2	2910.4	2252.6
45°	2736.5	2724.2	2675.1	2628.1	2619.9	2744.7	2994.3	3379.9	3494.5	3017.8	2320.2
47.5°	3134.4	3107.8	2973.8	2819.4	2733.4	2785.6	3046.4	3485.3	3620.4	3159.0	2404.0
50°	3593.7	3531.3	3312.4	3051.6	2893.0	2901.2	3178.4	3631.7	3786.1	3343.1	2560.5
52.5°	4019.4	3907.9	3647.0	3302.2	3075.1	3102.7	3415.7	3934.5	4125.8	3648.0	2823.4
55°	4394.8	4251.6	3970.3	3592.7	3387.1	3435.2	3795.4	4335.5	4516.5	4011.2	3089.4
57.5°	4714.0	4561.5	4284.3	3951.9	3696.1	3736.0	4133.9	4707.8	4829.6	4337.5	3344.1
59°	4859.2	4708.8	4453.1	4146.2	3906.9	3990.7	4373.3	4893.0	4945.1	4463.3	3441.3
60°	4929.8	4779.4	4554.4	4254.7	4035.7	4146.2	4500.2	5033.1	4988.1	4481.8	3478.1
62.5°	4924.7	4819.3	4671.0	4466.4	4426.5	4610.6	4912.4	5213.2	5017.8	4428.6	3501.7
65°	4520.6	4511.4	4419.4	4442.9	4609.6	4894.0	5079.2	5242.8	4956.4	4216.8	3388.1
67.5°	3770.8	3808.7	3820.9	3965.2	4354.9	4837.7	5000.4	5032.1	4689.4	3763.6	3035.2
70°	2911.4	2827.5	2965.6	3220.4	3782.1	4404.0	4635.2	4524.7	4143.2	3151.8	2478.7
72.5°	2061.3	2085.9	2284.4	2614.8	3186.6	3831.2	4193.3	3590.7	3117.0	2359.0	1757.5
75°	1550.9	1666.5	1762.6	2052.1	2588.2	3281.7	3580.4	2468.5	2030.7	1626.6	1149.8
77.5°	1486.4	1477.2	1403.6	1465.0	1866.0	2298.7	2554.4	1540.7	1271.6	1063.9	694.6
80°	1373.9	1295.2	1161.0	1101.7	1175.4	1476.2	1621.5	990.2	846.0	743.7	391.8
82.5°	1065.9	1012.7	871.6	867.5	980.0	1048.5	1115.0	701.7	636.3	602.5	240.4
85°	676.2	694.6	712.0	868.5	1087.4	1099.7	867.5	427.6	335.5	472.6	153.4
87.5°	200.5	326.3	395.9	672.1	980.0	983.1	652.6	140.1	125.8	147.3	89.0
90°	7.2	7.2	8.2	9.2	9.2	9.2	9.2	7.2	7.2	7.2	8.2
92.5°	6.6	7.2	7.2	7.2	6.6	6.1	6.1	6.1	6.1	6.1	6.1
95°	7.2	7.2	7.7	8.2	7.7	7.2	7.2	7.2	7.2	7.2	7.2
97.5°	10.7	12.3	11.3	10.2	9.7	9.2	8.7	8.2	8.2	8.2	8.7
100°	25.6	29.7	28.1	26.6	25.1	23.5	21.5	19.4	19.4	19.4	21.5
102.5°	46.0	51.1	49.6	48.1	45.5	43.0	41.4	39.9	38.9	39.9	41.4
105°	69.0	73.7	72.6	71.6	69.0	66.5	64.4	62.4	62.4	62.4	64.4
107.5°	93.6	97.2	96.7	96.2	94.1	92.1	90.5	89.0	88.0	89.0	90.5

REPORT NUMBER: P227160

CATALOG NUMBER: ISW-AF-1200-LED-E1-SLL-ULG

**CANDELA DISTRIBUTION (continued):**

	50°	55°	60°	65°	70°	75°	80°	85°	90°	95°	100°
110°	119.7	122.8	123.3	123.8	122.8	121.7	120.2	118.7	119.7	118.7	120.2
112.5°	148.8	151.4	152.4	153.4	152.9	152.4	151.4	150.4	150.4	150.4	151.4
115°	180.6	183.1	184.6	186.2	184.6	183.1	182.1	181.1	182.1	181.1	182.1
117.5°	212.8	215.8	217.9	219.9	217.4	214.8	213.8	212.8	213.8	212.8	213.8
120°	250.1	251.6	253.7	255.7	253.2	250.6	249.6	248.6	248.6	248.6	249.6
122.5°	284.4	285.4	287.4	289.5	286.9	284.4	283.4	282.3	283.4	282.3	283.4
125°	318.6	320.2	321.2	322.2	319.7	317.1	317.1	317.1	317.1	317.1	317.1
127.5°	350.4	352.9	353.4	353.9	353.9	353.9	353.4	352.9	355.0	352.9	353.4
130°	383.1	385.7	387.7	389.7	389.7	389.7	388.7	387.7	388.7	387.7	388.7
132.5°	417.4	420.4	423.0	425.5	424.5	423.5	423.5	423.5	424.5	423.5	423.5
135°	450.1	453.2	455.7	458.3	457.8	457.3	458.8	460.3	461.4	460.3	458.8
137.5°	481.3	483.9	484.9	485.9	486.4	486.9	489.5	492.0	493.1	492.0	489.5
140°	509.9	511.5	512.5	513.5	514.5	515.6	518.1	520.7	522.7	520.7	518.1
142.5°	538.1	539.1	542.2	545.2	545.2	545.2	545.7	546.3	548.3	546.3	545.7
145°	566.2	568.8	571.8	574.9	574.4	573.9	572.3	570.8	572.9	570.8	572.3
147.5°	590.8	593.3	595.9	598.4	598.9	599.4	597.9	596.4	598.4	596.4	597.9
150°	608.7	610.7	612.2	613.8	615.3	616.8	618.4	619.9	624.0	619.9	618.4
152.5°	624.5	625.0	626.6	628.1	630.1	632.2	634.7	637.3	642.4	637.3	634.7
155°	641.4	640.4	642.9	645.5	648.0	650.6	651.6	652.6	655.7	652.6	651.6
157.5°	659.3	658.8	660.8	662.9	663.9	664.9	664.9	664.9	670.0	664.9	664.9
160°	671.6	673.1	676.2	679.2	677.7	676.2	675.7	675.1	681.3	675.1	675.7
162.5°	680.3	682.3	684.4	686.4	685.9	685.4	684.4	683.3	689.5	683.3	684.4
165°	687.9	687.4	690.0	692.5	694.1	695.6	694.6	693.6	697.7	693.6	694.6
167.5°	697.1	693.6	696.6	699.7	701.7	703.8	703.8	703.8	709.9	703.8	703.8
170°	704.3	701.7	703.3	704.8	707.4	709.9	711.0	712.0	717.1	712.0	711.0
172.5°	705.3	704.8	706.3	707.9	708.9	709.9	711.0	712.0	717.1	712.0	711.0
175°	705.8	705.8	708.4	711.0	711.5	712.0	711.0	709.9	715.0	709.9	711.0
177.5°	710.4	709.9	712.5	715.0	716.1	717.1	715.6	714.0	718.1	714.0	715.6
180°	716.1	716.1	716.1	716.1	716.1	716.1	716.1	716.1	716.1	716.1	716.1



REPORT NUMBER: P227160

CATALOG NUMBER: ISW-AF-1200-LED-E1-SLL-ULG

**CANDELA DISTRIBUTION (continued):**

	105°	110°	115°	120°	125°	130°	135°	140°	145°	150°	155°
0°	2008.2	2008.2	2008.2	2008.2	2008.2	2008.2	2008.2	2008.2	2008.2	2008.2	2008.2
2.5°	2062.4	2058.3	2029.6	1981.6	1985.6	1963.1	1934.5	1888.5	1879.3	1853.7	1849.6
5°	1876.2	1828.1	1765.7	1690.0	1661.4	1622.5	1582.6	1554.0	1518.2	1485.4	1529.4
7.5°	1627.6	1557.0	1484.4	1404.6	1358.6	1295.2	1261.4	1195.8	1147.8	1138.5	1100.7
10°	1420.0	1331.0	1248.1	1176.4	1090.5	1031.1	988.2	952.4	919.6	879.7	855.2
12.5°	1281.9	1181.5	1093.5	1004.5	963.6	914.5	887.9	854.2	807.1	773.4	740.6
15°	1219.5	1110.9	1014.8	937.0	877.7	831.7	784.6	743.7	692.5	654.7	616.8
17.5°	1211.3	1070.0	948.3	861.3	796.9	746.8	684.4	630.1	567.7	525.8	494.1
20°	1220.5	1039.3	886.9	773.4	707.9	619.9	561.6	495.1	433.7	378.5	328.4
22.5°	1257.3	1023.0	826.5	701.7	604.6	504.3	441.9	357.0	304.8	251.6	232.2
25°	1307.4	1012.7	774.4	623.0	500.2	401.0	316.1	245.5	222.0	208.7	201.5
27.5°	1360.6	994.3	716.1	550.3	416.3	295.6	236.3	206.6	197.4	190.3	185.2
30°	1400.5	958.5	644.5	472.6	331.4	252.7	210.7	191.3	185.2	177.0	171.9
32.5°	1417.9	903.3	580.0	399.0	279.3	216.9	184.1	172.9	166.7	159.6	156.5
35°	1414.8	840.9	547.3	370.3	255.7	192.3	161.6	154.5	146.3	139.1	132.0
37.5°	1417.9	783.6	521.7	363.1	245.5	173.9	147.3	142.2	136.1	128.9	122.8
40°	1430.2	751.9	509.4	347.8	237.3	166.7	136.1	130.9	129.9	121.7	116.6
42.5°	1435.3	754.9	503.3	326.3	216.9	164.7	136.1	124.8	124.8	118.7	112.5
45°	1429.2	777.4	507.4	314.0	201.5	154.5	143.2	124.8	121.7	116.6	110.5
47.5°	1447.6	793.8	507.4	312.0	191.3	144.2	136.1	137.1	123.8	117.6	108.4
50°	1523.3	809.2	497.2	308.9	188.2	134.0	128.9	135.0	139.1	119.7	109.5
52.5°	1657.3	828.6	485.9	303.8	184.1	125.8	119.7	126.8	142.2	125.8	109.5
55°	1794.4	863.4	478.7	295.6	178.0	120.7	108.4	121.7	129.9	124.8	108.4
57.5°	1940.6	901.2	471.6	276.2	163.7	115.6	104.3	106.4	116.6	120.7	105.4
59°	1984.6	919.6	465.4	261.9	151.4	111.5	101.3	98.2	104.3	115.6	103.3
60°	2016.3	920.7	458.3	249.6	144.2	109.5	99.2	95.1	97.2	118.7	104.3
62.5°	2019.4	919.6	435.8	224.0	129.9	105.4	96.2	91.0	89.0	99.2	106.4
65°	1892.6	876.7	394.9	210.7	130.9	101.3	91.0	87.0	82.9	84.9	92.1
67.5°	1655.2	766.2	351.9	213.8	138.1	98.2	87.0	82.9	79.8	77.7	80.8
70°	1252.2	636.3	339.6	221.0	144.2	96.2	80.8	76.7	74.7	73.7	73.7
72.5°	867.5	523.8	326.3	226.1	149.4	95.1	74.7	70.6	69.6	68.5	68.5
75°	558.5	380.5	270.1	192.3	136.1	87.0	67.5	63.4	62.4	61.4	62.4
77.5°	330.4	266.0	198.5	135.0	99.2	69.6	58.3	55.2	55.2	55.2	56.3
80°	183.1	157.5	132.0	87.0	70.6	52.2	48.1	45.0	45.0	46.0	48.1
82.5°	109.5	87.0	74.7	55.2	48.1	36.8	35.8	33.8	34.8	35.8	37.8
85°	71.6	55.2	45.0	36.8	32.7	23.5	20.5	21.5	22.5	24.6	25.6
87.5°	39.9	30.7	24.6	21.5	19.4	10.2	8.2	8.2	10.2	12.3	14.3
90°	9.2	9.2	9.2	8.2	7.2	7.2	7.2	7.7	8.2	8.2	8.2
92.5°	6.1	6.6	7.2	7.2	7.2	6.6	6.1	6.1	6.1	6.1	6.1
95°	7.2	7.7	8.2	7.7	7.2	7.2	7.2	7.2	7.2	7.2	7.2
97.5°	9.2	9.7	10.2	11.3	12.3	10.7	9.2	9.2	9.2	8.7	8.2
100°	23.5	25.1	26.6	28.1	29.7	25.6	21.5	16.9	12.3	11.3	10.2
102.5°	43.0	45.5	48.1	49.6	51.1	46.0	40.9	34.3	27.6	23.0	18.4
105°	66.5	69.0	71.6	72.6	73.7	69.0	64.4	56.8	49.1	43.0	36.8
107.5°	92.1	94.1	96.2	96.7	97.2	93.6	90.0	82.3	74.7	67.0	59.3



REPORT NUMBER: P227160  
 CATALOG NUMBER: ISW-AF-1200-LED-E1-SLL-ULG

REPORT N  
 CATALOG

**CANDELA DISTRIBUTION (continued):**

**CANDELA**

	105°	110°	115°	120°	125°	130°	135°	140°	145°	150°	155°	
110°	121.7	122.8	123.8	123.3	122.8	119.7	116.6	110.5	104.3	96.7	89.0	0°
112.5°	152.4	152.9	153.4	152.4	151.4	148.8	146.3	141.7	137.1	130.4	123.8	2.5°
115°	183.1	184.6	186.2	184.6	183.1	180.6	178.0	174.9	171.9	167.3	162.6	5°
117.5°	214.8	217.4	219.9	217.9	215.8	212.8	209.7	208.2	206.6	204.1	201.5	7.5°
120°	250.6	253.2	255.7	253.7	251.6	250.1	248.6	245.5	242.4	240.4	238.3	10°
122.5°	284.4	286.9	289.5	287.4	285.4	284.4	283.4	280.3	277.2	275.2	273.1	12.5°
125°	317.1	319.7	322.2	321.2	320.2	318.6	317.1	314.6	312.0	308.9	305.9	15°
127.5°	353.9	353.9	353.9	353.4	352.9	350.4	347.8	347.3	346.8	343.7	340.6	17.5°
130°	389.7	389.7	389.7	387.7	385.7	383.1	380.5	379.5	378.5	376.4	374.4	20°
132.5°	423.5	424.5	425.5	423.0	420.4	417.4	414.3	413.8	413.3	411.7	410.2	22.5°
135°	457.3	457.8	458.3	455.7	453.2	450.1	447.0	446.0	445.0	443.4	441.9	25°
137.5°	486.9	486.4	485.9	484.9	483.9	481.3	478.7	476.7	474.6	472.6	470.6	27.5°
140°	515.6	514.5	513.5	512.5	511.5	509.9	508.4	505.3	502.3	501.2	500.2	30°
142.5°	545.2	545.2	545.2	542.2	539.1	538.1	537.0	535.0	533.0	531.4	529.9	32.5°
145°	573.9	574.4	574.9	571.8	568.8	566.2	563.6	563.1	562.6	561.1	559.6	35°
147.5°	599.4	598.9	598.4	595.9	593.3	590.8	588.2	587.7	587.2	587.2	587.2	37.5°
150°	616.8	615.3	613.8	612.2	610.7	608.7	606.6	606.6	606.6	606.6	606.6	40°
152.5°	632.2	630.1	628.1	626.6	625.0	624.5	624.0	624.0	624.0	623.5	623.0	42.5°
155°	650.6	648.0	645.5	642.9	640.4	641.4	642.4	643.4	644.5	642.9	641.4	45°
157.5°	664.9	663.9	662.9	660.8	658.8	659.3	659.8	660.3	660.8	659.8	658.8	47.5°
160°	676.2	677.7	679.2	676.2	673.1	671.6	670.0	670.0	670.0	670.5	671.1	50°
162.5°	685.4	685.9	686.4	684.4	682.3	680.3	678.2	677.2	676.2	678.2	680.3	52.5°
165°	695.6	694.1	692.5	690.0	687.4	687.9	688.4	688.4	688.4	690.0	691.5	55°
167.5°	703.8	701.7	699.7	696.6	693.6	697.1	700.7	702.3	703.8	702.8	701.7	57.5°
170°	709.9	707.4	704.8	703.3	701.7	704.3	706.9	707.9	708.9	708.4	707.9	59°
172.5°	709.9	708.9	707.9	706.3	704.8	705.3	705.8	705.8	705.8	707.4	708.9	60°
175°	712.0	711.5	711.0	708.4	705.8	705.8	705.8	706.3	706.9	708.9	711.0	62.5°
177.5°	717.1	716.1	715.0	712.5	709.9	710.4	711.0	712.0	713.0	714.0	715.0	65°
180°	716.1	716.1	716.1	716.1	716.1	716.1	716.1	716.1	716.1	716.1	716.1	67.5°
												70°
												72.5°
												75°
												77.5°
												80°
												82.5°
												85°
												87.5°
												90°
												92.5°
												95°
												97.5°
												100°
												102.5°
												105°
												107.5°

NUMBER: P227160  
 NUMBER: ISW-AF-1200-LED-E1-SLL-ULG

REPORT NUMBER: P  
 CATALOG NUMBER:

**DISTRIBUTION (continued):**

**CANDELA DISTRIBUTION**

160°	165°	170°	175°	180°	185°	190°	195°	200°	205°	210°	110°	160°
2008.2	2008.2	2008.2	2008.2	2008.2	2008.2	2008.2	2008.2	2008.2	2008.2	2008.2	110°	82.3
1863.9	1834.3	1802.5	1779.0	1789.2	1755.5	1758.6	1749.3	1745.3	1743.2	1721.7	112.5°	116.1
1476.2	1487.5	1440.4	1445.5	1459.9	1425.1	1401.5	1440.4	1435.3	1400.5	1420.0	115°	156.5
1063.9	1066.9	1045.5	997.4	997.4	1023.0	1032.2	1050.6	1062.8	1105.8	1079.2	117.5°	197.4
813.2	784.6	763.1	741.6	729.4	703.8	709.9	732.4	746.8	771.3	790.7	120°	234.8
706.9	675.1	637.3	604.6	587.2	563.6	548.3	543.2	548.3	533.0	534.0	122.5°	270.1
587.2	558.5	516.6	499.2	466.5	448.1	437.8	424.5	414.3	392.8	383.6	125°	304.3
455.2	417.4	374.4	374.4	350.9	335.5	331.4	328.4	322.2	311.0	299.7	127.5°	338.6
302.8	278.2	253.7	241.4	243.5	241.4	235.3	245.5	245.5	249.6	247.6	130°	372.4
221.0	216.9	207.7	200.5	196.4	195.4	196.4	199.5	205.6	210.7	215.8	132.5°	406.1
198.5	196.4	188.2	181.1	180.0	178.0	178.0	181.1	182.1	183.1	182.1	135°	438.8
184.1	180.0	172.9	167.8	165.7	164.7	165.7	162.6	160.6	161.6	160.6	137.5°	470.0
166.7	163.7	156.5	152.4	151.4	151.4	148.3	147.3	145.3	146.3	145.3	140°	499.2
153.4	149.4	142.2	137.1	137.1	136.1	137.1	136.1	135.0	134.0	134.0	142.5°	529.4
128.9	127.9	120.7	118.7	119.7	122.8	122.8	122.8	123.8	122.8	122.8	145°	558.0
119.7	118.7	111.5	106.4	105.4	105.4	105.4	107.4	110.5	111.5	113.5	147.5°	585.6
113.5	112.5	105.4	101.3	99.2	98.2	97.2	97.2	98.2	102.3	105.4	150°	606.6
109.5	107.4	100.2	95.1	94.1	93.1	92.1	92.1	92.1	93.1	96.2	152.5°	622.5
107.4	104.3	96.2	91.0	89.0	88.0	88.0	89.0	88.0	88.0	88.0	155°	640.4
104.3	102.3	94.1	88.0	85.9	85.9	84.9	84.9	84.9	82.9	82.9	157.5°	658.3
103.3	100.2	92.1	85.9	83.9	82.9	81.8	82.9	80.8	79.8	78.8	160°	672.6
101.3	97.2	88.0	82.9	81.8	79.8	78.8	78.8	78.8	76.7	76.7	162.5°	682.3
100.2	95.1	85.9	80.8	78.8	76.7	75.7	75.7	77.7	75.7	75.7	165°	691.5
99.2	92.1	82.9	76.7	75.7	73.7	72.6	73.7	76.7	74.7	73.7	167.5°	700.7
95.1	90.0	80.8	75.7	73.7	71.6	70.6	71.6	73.7	73.7	73.7	170°	707.9
93.1	88.0	78.8	73.7	72.6	70.6	69.6	69.6	72.6	72.6	71.6	172.5°	709.9
90.0	85.9	76.7	70.6	68.5	68.5	67.5	67.5	68.5	68.5	69.6	175°	712.0
85.9	83.9	74.7	67.5	66.5	65.5	65.5	65.5	65.5	67.5	67.5	177.5°	715.6
81.8	80.8	71.6	65.5	63.4	63.4	63.4	63.4	63.4	64.4	65.5	180°	716.1
75.7	75.7	67.5	61.4	60.4	59.3	59.3	59.3	59.3	60.4	61.4		
69.6	70.6	62.4	56.3	55.2	55.2	55.2	55.2	56.3	56.3	57.3		
63.4	64.4	56.3	50.1	50.1	50.1	50.1	50.1	50.1	50.1	52.2		
57.3	57.3	48.1	41.9	43.0	44.0	45.0	44.0	44.0	45.0	48.1		
49.1	48.1	39.9	34.8	34.8	36.8	37.8	36.8	37.8	37.8	41.9		
38.9	38.9	30.7	25.6	25.6	29.7	29.7	29.7	30.7	31.7	34.8		
29.7	28.6	21.5	17.4	17.4	20.5	21.5	22.5	23.5	24.6	26.6		
17.4	17.4	11.3	7.2	8.2	9.2	12.3	12.3	12.3	14.3	17.4		
7.7	8.2	6.1	5.1	5.1	5.1	6.1	7.2	7.7	8.2	8.2		
5.6	5.1	4.6	4.1	4.1	4.1	4.6	5.1	5.6	6.1	6.1		
6.6	6.1	5.6	5.1	5.1	5.1	5.6	6.1	6.6	7.2	7.2		
8.2	8.2	7.7	7.2	7.2	7.2	7.7	8.2	8.2	8.2	8.7		
9.7	9.2	8.7	8.2	8.2	8.2	8.7	9.2	9.7	10.2	11.3		
15.9	13.3	12.3	11.3	11.3	11.3	12.3	13.3	15.9	18.4	23.0		
32.2	27.6	25.1	22.5	21.5	22.5	25.1	27.6	32.2	36.8	43.0		
54.7	50.1	46.5	43.0	41.9	43.0	46.5	50.1	54.7	59.3	67.0		

'227160  
 ISW-AF-1200-LED-E1-SLL-ULG

REPORT NUMBER: P227160  
 CATALOG NUMBER: ISW-AF-1:

**TION (continued):**

**CANDELA DISTRIBUTION (con**

165°	170°	175°	180°	185°	190°	195°	200°	205°	210°		215°	220°
75.7	72.6	69.6	67.5	69.6	72.6	75.7	82.3	89.0	96.7	0°	2008.2	2008.2
108.4	104.9	101.3	101.3	101.3	104.9	108.4	116.1	123.8	130.4	2.5°	1740.1	1739.1
150.4	146.3	142.2	143.2	142.2	146.3	150.4	156.5	162.6	167.3	5°	1428.1	1418.9
193.3	190.8	188.2	188.2	188.2	190.8	193.3	197.4	201.5	204.1	7.5°	1106.8	1140.6
231.2	229.7	228.1	230.2	228.1	229.7	231.2	234.8	238.3	240.4	10°	797.9	821.4
267.0	266.5	266.0	269.0	266.0	266.5	267.0	270.1	273.1	275.2	12.5°	555.5	567.7
302.8	301.8	300.7	304.8	300.7	301.8	302.8	304.3	305.9	308.9	15°	382.6	407.1
336.6	336.6	336.6	337.6	336.6	336.6	336.6	338.6	340.6	343.7	17.5°	297.7	300.7
370.3	369.8	369.3	371.3	369.3	369.8	370.3	372.4	374.4	376.4	20°	245.5	247.6
402.0	402.5	403.0	405.1	403.0	402.5	402.0	406.1	410.2	411.7	22.5°	217.9	222.0
435.8	435.8	435.8	438.8	435.8	435.8	435.8	438.8	441.9	443.4	25°	183.1	187.2
469.5	468.5	467.5	470.6	467.5	468.5	469.5	470.0	470.6	472.6	27.5°	161.6	165.7
498.2	497.2	496.1	499.2	496.1	497.2	498.2	499.2	500.2	501.2	30°	148.3	150.4
528.9	527.8	526.8	529.9	526.8	527.8	528.9	529.4	529.9	531.4	32.5°	135.0	135.0
556.5	557.5	558.5	562.6	558.5	557.5	556.5	558.0	559.6	561.1	35°	123.8	124.8
584.1	584.6	585.1	588.2	585.1	584.6	584.1	585.6	587.2	587.2	37.5°	115.6	117.6
606.6	606.1	605.6	608.7	605.6	606.1	606.6	606.6	606.6	606.6	40°	108.4	109.5
622.0	622.0	622.0	625.0	622.0	622.0	622.0	622.5	623.0	623.5	42.5°	98.2	100.2
639.3	639.3	639.3	643.4	639.3	639.3	639.3	640.4	641.4	642.9	45°	89.0	90.0
657.8	657.8	657.8	660.8	657.8	657.8	657.8	658.3	658.8	659.8	47.5°	82.9	82.9
674.1	674.6	675.1	678.2	675.1	674.6	674.1	672.6	671.1	670.5	50°	78.8	79.8
684.4	684.4	684.4	688.4	684.4	684.4	684.4	682.3	680.3	678.2	52.5°	76.7	77.7
691.5	692.5	693.6	696.6	693.6	692.5	691.5	691.5	691.5	690.0	55°	75.7	77.7
699.7	701.2	702.8	705.8	702.8	701.2	699.7	700.7	701.7	702.8	57.5°	75.7	76.7
707.9	709.4	711.0	714.0	711.0	709.4	707.9	707.9	707.9	708.4	59°	74.7	75.7
711.0	712.0	713.0	715.0	713.0	712.0	711.0	709.9	708.9	707.4	60°	74.7	76.7
713.0	713.5	714.0	716.1	714.0	713.5	713.0	712.0	711.0	708.9	62.5°	71.6	73.7
716.1	718.6	721.2	723.2	721.2	718.6	716.1	715.6	715.0	714.0	65°	69.6	71.6
716.1	716.1	716.1	716.1	716.1	716.1	716.1	716.1	716.1	716.1	67.5°	66.5	69.6
										70°	63.4	66.5
										72.5°	59.3	63.4
										75°	55.2	58.3
										77.5°	50.1	53.2
										80°	44.0	45.0
										82.5°	36.8	36.8
										85°	27.6	24.6
										87.5°	15.3	16.4
										90°	8.2	7.7
										92.5°	6.1	6.1
										95°	7.2	7.2
										97.5°	9.2	9.2
										100°	12.3	16.9
										102.5°	27.6	34.3
										105°	49.1	56.8
										107.5°	74.7	82.3



REPORT NUMBER: P227160

CATALOG NUMBER: ISW-AF-1200-LED-E:

200-LED-E1-SLL-ULG

**tinued):**

**CANDELA DISTRIBUTION (continued):**

225°	230°	235°	240°	245°	250°	255°	260°	265°		215°	220°	225°
2008.2	2008.2	2008.2	2008.2	2008.2	2008.2	2008.2	2008.2	2008.2	110°	104.3	110.5	116.6
1717.6	1717.6	1748.3	1751.4	1715.6	1724.8	1742.2	1721.7	1744.2	112.5°	137.1	141.7	146.3
1441.4	1429.2	1430.2	1422.0	1436.3	1420.0	1437.3	1431.2	1426.1	115°	171.9	174.9	178.0
1119.1	1140.6	1125.2	1095.6	1119.1	1100.7	1065.9	1069.0	1030.1	117.5°	206.6	208.2	209.7
840.9	825.5	817.3	803.0	765.2	772.3	733.5	739.6	752.9	120°	242.4	245.5	248.6
580.0	568.8	582.1	572.9	557.5	560.6	568.8	576.9	598.4	122.5°	277.2	280.3	283.4
407.1	402.0	399.0	405.1	422.5	431.7	445.0	469.5	481.8	125°	312.0	314.6	317.1
305.9	306.9	303.8	313.0	327.3	334.5	337.6	339.6	353.9	127.5°	346.8	347.3	347.8
252.7	256.8	255.7	258.8	254.7	250.6	253.7	247.6	242.4	130°	378.5	379.5	380.5
221.0	222.0	216.9	215.8	209.7	204.6	200.5	200.5	198.5	132.5°	413.3	413.8	414.3
187.2	188.2	183.1	183.1	182.1	185.2	183.1	179.0	178.0	135°	445.0	446.0	447.0
167.8	165.7	162.6	162.6	160.6	160.6	161.6	162.6	161.6	137.5°	474.6	476.7	478.7
150.4	148.3	147.3	148.3	147.3	148.3	149.4	148.3	149.4	140°	502.3	505.3	508.4
138.1	136.1	136.1	137.1	136.1	137.1	137.1	137.1	136.1	142.5°	533.0	535.0	537.0
127.9	125.8	125.8	125.8	124.8	122.8	120.7	117.6	114.6	145°	562.6	563.1	563.6
119.7	118.7	116.6	115.6	112.5	106.4	104.3	104.3	104.3	147.5°	587.2	587.7	588.2
112.5	110.5	109.5	105.4	101.3	99.2	99.2	99.2	99.2	150°	606.6	606.6	606.6
103.3	100.2	98.2	97.2	96.2	96.2	95.1	95.1	95.1	152.5°	624.0	624.0	624.0
92.1	91.0	91.0	92.1	92.1	92.1	92.1	91.0	92.1	155°	644.5	643.4	642.4
84.9	84.9	85.9	87.0	88.0	89.0	90.0	89.0	90.0	157.5°	660.8	660.3	659.8
81.8	81.8	81.8	83.9	84.9	85.9	88.0	88.0	88.0	160°	670.0	670.0	670.0
79.8	79.8	80.8	81.8	82.9	83.9	84.9	85.9	87.0	162.5°	676.2	677.2	678.2
78.8	79.8	78.8	79.8	80.8	82.9	83.9	83.9	84.9	165°	688.4	688.4	688.4
78.8	78.8	78.8	78.8	80.8	81.8	80.8	81.8	82.9	167.5°	703.8	702.3	700.7
78.8	78.8	77.7	78.8	79.8	80.8	79.8	79.8	81.8	170°	708.9	707.9	706.9
77.7	78.8	77.7	77.7	78.8	79.8	78.8	79.8	80.8	172.5°	705.8	705.8	705.8
75.7	76.7	75.7	76.7	76.7	77.7	77.7	77.7	78.8	175°	706.9	706.3	705.8
73.7	73.7	73.7	74.7	74.7	75.7	75.7	76.7	75.7	177.5°	713.0	712.0	711.0
71.6	71.6	71.6	72.6	72.6	73.7	74.7	73.7	73.7	180°	716.1	716.1	716.1
69.6	68.5	67.5	68.5	69.6	69.6	70.6	69.6	70.6				
66.5	65.5	64.4	64.4	65.5	65.5	66.5	65.5	65.5				
61.4	61.4	59.3	59.3	59.3	59.3	60.4	59.3	58.3				
55.2	55.2	53.2	53.2	53.2	53.2	52.2	52.2	52.2				
46.0	47.1	47.1	46.0	46.0	45.0	45.0	44.0	43.0				
34.8	36.8	37.8	37.8	37.8	37.8	37.8	35.8	33.8				
24.6	27.6	30.7	30.7	29.7	29.7	29.7	26.6	23.5				
15.3	18.4	19.4	21.5	18.4	17.4	17.4	15.3	14.3				
7.2	7.2	9.2	9.2	12.3	12.3	13.3	10.2	8.2				
6.1	6.6	7.2	7.2	7.2	6.6	6.1	6.1	6.1				
7.2	7.2	7.2	7.7	8.2	7.7	7.2	7.2	7.2				
9.2	10.7	12.3	11.3	10.2	9.7	9.2	8.7	8.2				
21.5	25.6	29.7	28.1	26.6	25.1	23.5	21.5	19.4				
40.9	46.0	51.1	49.6	48.1	45.5	43.0	41.4	39.9				
64.4	69.0	73.7	72.6	71.6	69.0	66.5	64.4	62.4				
90.0	93.6	97.2	96.7	96.2	94.1	92.1	90.5	89.0				

REPORT NUMBER: P227160

CATALOG NUMBER: ISW-AF-1200-LED-E1-SLL-ULG

1-SLL-ULG

**CANDELA DISTRIBUTION (continued):**

230°	235°	240°	245°	250°	255°	260°	265°		270°	275°	280°	285°
119.7	122.8	123.3	123.8	122.8	121.7	120.2	118.7	0°	2008.2	2008.2	2008.2	2008.2
148.8	151.4	152.4	153.4	152.9	152.4	151.4	150.4	2.5°	1724.8	1762.6	1767.8	1772.9
180.6	183.1	184.6	186.2	184.6	183.1	182.1	181.1	5°	1417.9	1455.8	1434.3	1443.5
212.8	215.8	217.9	219.9	217.4	214.8	213.8	212.8	7.5°	1035.2	1010.7	1042.4	1061.8
250.1	251.6	253.7	255.7	253.2	250.6	249.6	248.6	10°	756.0	784.6	796.9	819.4
284.4	285.4	287.4	289.5	286.9	284.4	283.4	282.3	12.5°	627.1	645.5	668.0	703.8
318.6	320.2	321.2	322.2	319.7	317.1	317.1	317.1	15°	508.4	521.7	550.3	585.1
350.4	352.9	353.4	353.9	353.9	353.9	353.4	352.9	17.5°	370.3	389.7	408.2	436.8
383.1	385.7	387.7	389.7	389.7	389.7	388.7	387.7	20°	248.6	256.8	279.3	292.6
417.4	420.4	423.0	425.5	424.5	423.5	423.5	423.5	22.5°	199.5	202.5	206.6	217.9
450.1	453.2	455.7	458.3	457.8	457.3	458.8	460.3	25°	179.0	181.1	184.1	188.2
481.3	483.9	484.9	485.9	486.4	486.9	489.5	492.0	27.5°	162.6	163.7	166.7	168.8
509.9	511.5	512.5	513.5	514.5	515.6	518.1	520.7	30°	148.3	147.3	148.3	151.4
538.1	539.1	542.2	545.2	545.2	545.2	545.7	546.3	32.5°	133.0	133.0	135.0	135.0
566.2	568.8	571.8	574.9	574.4	573.9	572.3	570.8	35°	114.6	113.5	115.6	118.7
590.8	593.3	595.9	598.4	598.9	599.4	597.9	596.4	37.5°	105.4	106.4	108.4	110.5
608.7	610.7	612.2	613.8	615.3	616.8	618.4	619.9	40°	100.2	101.3	103.3	105.4
624.5	625.0	626.6	628.1	630.1	632.2	634.7	637.3	42.5°	95.1	97.2	99.2	102.3
641.4	640.4	642.9	645.5	648.0	650.6	651.6	652.6	45°	92.1	94.1	97.2	100.2
659.3	658.8	660.8	662.9	663.9	664.9	664.9	664.9	47.5°	91.0	93.1	96.2	100.2
671.6	673.1	676.2	679.2	677.7	676.2	675.7	675.1	50°	89.0	92.1	95.1	99.2
680.3	682.3	684.4	686.4	685.9	685.4	684.4	683.3	52.5°	89.0	91.0	94.1	99.2
687.9	687.4	690.0	692.5	694.1	695.6	694.6	693.6	55°	85.9	89.0	92.1	97.2
697.1	693.6	696.6	699.7	701.7	703.8	703.8	703.8	57.5°	83.9	85.9	90.0	96.2
704.3	701.7	703.3	704.8	707.4	709.9	711.0	712.0	59°	82.9	84.9	89.0	95.1
705.3	704.8	706.3	707.9	708.9	709.9	711.0	712.0	60°	80.8	83.9	88.0	94.1
705.8	705.8	708.4	711.0	711.5	712.0	711.0	709.9	62.5°	78.8	81.8	85.9	92.1
710.4	709.9	712.5	715.0	716.1	717.1	715.6	714.0	65°	75.7	79.8	83.9	88.0
716.1	716.1	716.1	716.1	716.1	716.1	716.1	716.1	67.5°	73.7	75.7	79.8	83.9
								70°	69.6	71.6	74.7	77.7
								72.5°	64.4	65.5	67.5	70.6
								75°	57.3	58.3	59.3	62.4
								77.5°	50.1	50.1	51.1	55.2
								80°	41.9	41.9	43.0	45.0
								82.5°	31.7	31.7	33.8	36.8
								85°	22.5	21.5	24.6	26.6
								87.5°	13.3	12.3	13.3	13.3
								90°	8.2	10.2	10.2	11.3
								92.5°	6.1	6.1	6.1	6.1
								95°	7.2	7.2	7.2	7.2
								97.5°	8.2	8.2	8.7	9.2
								100°	19.4	19.4	21.5	23.5
								102.5°	38.9	39.9	41.4	43.0
								105°	62.4	62.4	64.4	66.5
								107.5°	88.0	89.0	90.5	92.1





REPORT NUMBER: P227160

CATALOG NUMBER: ISW-AF-1200-LED-E1-SLL-ULG

**CANDELA DISTRIBUTION (continued):**

290°	295°	300°	305°	310°	315°	320°		270°	275°	280°	285°	290°
2008.2	2008.2	2008.2	2008.2	2008.2	2008.2	2008.2	110°	119.7	118.7	120.2	121.7	122.8
1793.3	1783.1	1791.3	1823.0	1834.3	1848.6	1896.7	112.5°	150.4	150.4	151.4	152.4	152.9
1466.0	1479.3	1466.0	1530.4	1533.5	1576.5	1593.9	115°	182.1	181.1	182.1	183.1	184.6
1077.2	1094.6	1123.2	1166.2	1178.4	1239.9	1292.1	117.5°	213.8	212.8	213.8	214.8	217.4
840.9	863.4	903.3	929.9	956.5	992.3	1034.2	120°	248.6	248.6	249.6	250.6	253.2
746.8	770.3	805.1	838.8	876.7	904.3	939.1	122.5°	283.4	282.3	283.4	284.4	286.9
624.0	660.8	694.6	738.6	770.3	820.4	861.3	125°	317.1	317.1	317.1	317.1	319.7
476.7	527.8	561.6	614.8	662.9	706.9	762.1	127.5°	355.0	352.9	353.4	353.9	353.9
331.4	371.3	414.3	471.6	534.0	594.3	668.0	130°	388.7	387.7	388.7	389.7	389.7
228.1	249.6	282.3	341.7	406.1	493.1	572.9	132.5°	424.5	423.5	423.5	423.5	424.5
194.4	202.5	214.8	243.5	297.7	392.8	480.8	135°	461.4	460.3	458.8	457.3	457.8
172.9	179.0	187.2	201.5	230.2	295.6	392.8	137.5°	493.1	492.0	489.5	486.9	486.4
158.6	165.7	173.9	184.1	199.5	244.5	317.1	140°	522.7	520.7	518.1	515.6	514.5
139.1	144.2	151.4	162.6	173.9	209.7	280.3	142.5°	548.3	546.3	545.7	545.2	545.2
122.8	128.9	138.1	146.3	157.5	186.2	254.7	145°	572.9	570.8	572.3	573.9	574.4
114.6	120.7	128.9	136.1	144.2	167.8	236.3	147.5°	598.4	596.4	597.9	599.4	598.9
109.5	115.6	123.8	129.9	135.0	161.6	229.1	150°	624.0	619.9	618.4	616.8	615.3
106.4	113.5	120.7	124.8	135.0	164.7	211.8	152.5°	642.4	637.3	634.7	632.2	630.1
105.4	112.5	120.7	127.9	148.3	155.5	200.5	155°	655.7	652.6	651.6	650.6	648.0
106.4	112.5	122.8	143.2	144.2	147.3	188.2	157.5°	670.0	664.9	664.9	664.9	663.9
106.4	115.6	137.1	149.4	137.1	139.1	177.0	160°	681.3	675.1	675.7	676.2	677.7
107.4	119.7	142.2	139.1	133.0	129.9	164.7	162.5°	689.5	683.3	684.4	685.4	685.9
107.4	117.6	136.1	130.9	122.8	123.8	150.4	165°	697.7	693.6	694.6	695.6	694.1
104.3	117.6	130.9	118.7	112.5	117.6	138.1	167.5°	709.9	703.8	703.8	703.8	701.7
102.3	120.7	116.6	109.5	109.5	114.6	132.0	170°	717.1	712.0	711.0	709.9	707.4
101.3	123.8	110.5	106.4	106.4	113.5	128.9	172.5°	717.1	712.0	711.0	709.9	708.9
98.2	115.6	101.3	99.2	102.3	107.4	124.8	175°	715.0	709.9	711.0	712.0	711.5
92.1	96.2	93.1	93.1	97.2	103.3	122.8	177.5°	718.1	714.0	715.6	717.1	716.1
84.9	87.0	87.0	88.0	92.1	97.2	124.8	180°	716.1	716.1	716.1	716.1	716.1
78.8	78.8	80.8	81.8	84.9	92.1	119.7						
71.6	72.6	72.6	74.7	76.7	83.9	115.6						
63.4	63.4	65.5	65.5	68.5	75.7	103.3						
55.2	55.2	55.2	56.3	58.3	65.5	84.9						
46.0	46.0	46.0	47.1	48.1	54.2	64.4						
36.8	35.8	34.8	34.8	36.8	41.9	50.1						
25.6	25.6	24.6	24.6	24.6	27.6	33.8						
14.3	12.3	13.3	14.3	13.3	15.3	18.4						
10.2	11.3	11.3	11.3	11.3	11.3	13.8						
6.6	7.2	7.2	7.2	6.6	6.1	6.1						
7.7	8.2	7.7	7.2	7.2	7.2	7.2						
9.7	10.2	11.3	12.3	10.7	9.2	9.2						
25.1	26.6	28.1	29.7	25.6	21.5	16.9						
45.5	48.1	49.6	51.1	46.0	40.9	34.3						
69.0	71.6	72.6	73.7	69.0	64.4	56.8						
94.1	96.2	96.7	97.2	93.6	90.0	82.3						



REPORT NUMBER: P227160

CATALOG NUMBER: ISW-AF-1200-LED-E1-SLL-ULG

**CANDELA DISTRIBUTION (continued):**

295°	300°	305°	310°	315°	320°		325°	330°	335°	340°	345°	350°
123.8	123.3	122.8	119.7	116.6	110.5	0°	2008.2	2008.2	2008.2	2008.2	2008.2	2008.2
153.4	152.4	151.4	148.8	146.3	141.7	2.5°	1890.5	1917.1	1959.1	1967.2	2001.0	2024.5
186.2	184.6	183.1	180.6	178.0	174.9	5°	1602.0	1665.5	1688.0	1732.0	1808.7	1847.6
219.9	217.9	215.8	212.8	209.7	208.2	7.5°	1321.8	1369.8	1424.0	1494.6	1550.9	1617.4
255.7	253.7	251.6	250.1	248.6	245.5	10°	1087.4	1155.9	1226.6	1283.9	1362.7	1442.5
289.5	287.4	285.4	284.4	283.4	280.3	12.5°	965.7	1003.5	1073.1	1153.9	1252.2	1341.2
322.2	321.2	320.2	318.6	317.1	314.6	15°	902.2	947.3	1021.9	1107.9	1212.3	1322.8
353.9	353.4	352.9	350.4	347.8	347.3	17.5°	823.5	895.1	980.0	1102.7	1237.9	1391.3
389.7	387.7	385.7	383.1	380.5	379.5	20°	745.7	832.7	944.2	1105.8	1293.1	1492.6
425.5	423.0	420.4	417.4	414.3	413.8	22.5°	677.2	780.5	921.7	1124.2	1363.7	1629.7
458.3	455.7	453.2	450.1	447.0	446.0	25°	596.4	734.5	904.3	1162.1	1472.1	1813.8
485.9	484.9	483.9	481.3	478.7	476.7	27.5°	531.9	690.5	878.7	1194.8	1571.4	1990.8
513.5	512.5	511.5	509.9	508.4	505.3	30°	460.3	639.3	842.9	1206.2	1692.1	2136.0
545.2	542.2	539.1	538.1	537.0	535.0	32.5°	403.0	591.3	802.0	1195.8	1746.3	2237.3
574.9	571.8	568.8	566.2	563.6	563.1	35°	375.4	556.5	767.2	1160.0	1791.3	2346.8
598.4	595.9	593.3	590.8	588.2	587.7	37.5°	357.0	518.6	733.5	1100.7	1842.4	2455.2
613.8	612.2	610.7	608.7	606.6	606.6	40°	333.5	489.0	705.8	1057.7	1882.3	2545.2
628.1	626.6	625.0	624.5	624.0	624.0	42.5°	312.0	462.4	684.4	1019.9	1892.6	2626.0
645.5	642.9	640.4	641.4	642.4	643.4	45°	293.6	446.0	668.0	1021.9	1899.7	2738.5
662.9	660.8	658.8	659.3	659.8	660.3	47.5°	279.3	430.7	661.8	1056.7	1975.4	2895.1
679.2	676.2	673.1	671.6	670.0	670.0	50°	266.0	417.4	651.6	1124.2	2097.2	3106.8
686.4	684.4	682.3	680.3	678.2	677.2	52.5°	250.6	399.0	638.3	1193.8	2230.1	3390.2
692.5	690.0	687.4	687.9	688.4	688.4	55°	230.2	374.4	624.0	1252.2	2411.2	3735.0
699.7	696.6	693.6	697.1	700.7	702.3	57.5°	198.5	345.8	614.8	1281.9	2522.7	3933.5
704.8	703.3	701.7	704.3	706.9	707.9	59°	182.1	318.1	609.7	1267.5	2552.4	3967.2
707.9	706.3	704.8	705.3	705.8	705.8	60°	172.9	301.8	601.5	1250.1	2560.5	3945.7
711.0	708.4	705.8	705.8	705.8	706.3	62.5°	160.6	262.9	567.7	1163.1	2446.0	3685.9
715.0	712.5	709.9	710.4	711.0	712.0	65°	163.7	248.6	491.0	990.2	2183.1	3178.4
716.1	716.1	716.1	716.1	716.1	716.1	67.5°	167.8	242.4	424.5	799.9	1740.1	2630.1
						70°	164.7	239.4	385.7	636.3	1303.3	1969.3
						72.5°	160.6	226.1	334.5	511.5	826.5	1379.0
						75°	142.2	190.3	262.9	350.9	521.7	1004.5
						77.5°	111.5	146.3	186.2	217.9	264.9	708.9
						80°	81.8	106.4	121.7	130.9	147.3	483.9
						82.5°	58.3	71.6	77.7	82.9	98.2	362.1
						85°	44.0	50.1	54.2	54.2	66.5	255.7
						87.5°	24.6	25.6	25.6	27.6	32.7	69.6
						90°	15.3	15.3	14.3	14.8	12.3	10.2
						92.5°	6.1	6.1	6.1	5.6	5.1	4.6
						95°	7.2	7.2	7.2	6.6	6.1	5.6
						97.5°	9.2	8.7	8.2	8.2	8.2	7.7
						100°	12.3	11.3	10.2	9.7	9.2	8.7
						102.5°	27.6	23.0	18.4	15.9	13.3	12.3
						105°	49.1	43.0	36.8	32.2	27.6	25.1
						107.5°	74.7	67.0	59.3	54.7	50.1	46.5



REPORT NUMBER: P227160

CATALOG NUMBER: ISW-AF-1200-LED-E1-SLL-ULG

**CANDELA DISTRIBUTION (continued):**

355°	359°	360°		325°	330°	335°	340°	345°	350°	355°
2008.2	2008.2	2008.2	110°	104.3	96.7	89.0	82.3	75.7	72.6	69.6
2051.1	2066.5	2078.7	112.5°	137.1	130.4	123.8	116.1	108.4	104.9	101.3
1906.9	1944.7	1951.9	115°	171.9	167.3	162.6	156.5	150.4	146.3	142.2
1691.0	1752.4	1773.9	117.5°	206.6	204.1	201.5	197.4	193.3	190.8	188.2
1532.5	1599.0	1621.5	120°	242.4	240.4	238.3	234.8	231.2	229.7	228.1
1445.5	1523.3	1547.8	122.5°	277.2	275.2	273.1	270.1	267.0	266.5	266.0
1447.6	1540.7	1576.5	125°	312.0	308.9	305.9	304.3	302.8	301.8	300.7
1541.7	1648.1	1692.1	127.5°	346.8	343.7	340.6	338.6	336.6	336.6	336.6
1703.3	1857.8	1890.5	130°	378.5	376.4	374.4	372.4	370.3	369.8	369.3
1922.2	2073.6	2122.7	132.5°	413.3	411.7	410.2	406.1	402.0	402.5	403.0
2127.8	2328.3	2366.2	135°	445.0	443.4	441.9	438.8	435.8	435.8	435.8
2330.4	2528.8	2562.6	137.5°	474.6	472.6	470.6	470.0	469.5	468.5	467.5
2486.9	2694.6	2723.2	140°	502.3	501.2	500.2	499.2	498.2	497.2	496.1
2637.3	2871.5	2903.2	142.5°	533.0	531.4	529.9	529.4	528.9	527.8	526.8
2805.0	3063.8	3100.7	145°	562.6	561.1	559.6	558.0	556.5	557.5	558.5
2956.4	3253.1	3276.6	147.5°	587.2	587.2	587.2	585.6	584.1	584.6	585.1
3124.2	3407.6	3413.7	150°	606.6	606.6	606.6	606.6	606.6	606.1	605.6
3261.3	3522.1	3524.2	152.5°	624.0	623.5	623.0	622.5	622.0	622.0	622.0
3394.3	3629.6	3630.7	155°	644.5	642.9	641.4	640.4	639.3	639.3	639.3
3533.4	3747.3	3731.9	157.5°	660.8	659.8	658.8	658.3	657.8	657.8	657.8
3753.4	3886.4	3901.7	160°	670.0	670.5	671.1	672.6	674.1	674.6	675.1
4087.9	4206.6	4224.0	162.5°	676.2	678.2	680.3	682.3	684.4	684.4	684.4
4476.6	4641.3	4617.8	165°	688.4	690.0	691.5	691.5	691.5	692.5	693.6
4641.3	4829.6	4849.0	167.5°	703.8	702.8	701.7	700.7	699.7	701.2	702.8
4613.7	4870.5	4903.2	170°	708.9	708.4	707.9	707.9	707.9	709.4	711.0
4569.7	4858.2	4898.1	172.5°	705.8	707.4	708.9	709.9	711.0	712.0	713.0
4320.1	4730.3	4792.7	175°	706.9	708.9	711.0	712.0	713.0	713.5	714.0
3900.7	4465.4	4553.4	177.5°	713.0	714.0	715.0	715.6	716.1	718.6	721.2
3361.5	4069.5	4140.1	180°	716.1	716.1	716.1	716.1	716.1	716.1	716.1
2622.9	3307.3	3367.7								
1743.2	2271.1	2375.4								
1107.9	1465.0	1445.5								
817.3	952.4	953.4								
593.3	653.7	646.5								
459.3	399.0	397.9								
160.6	141.2	138.1								
69.6	58.3	59.3								
8.2	8.2	9.2								
4.1	4.1	4.1								
5.1	5.1	5.1								
7.2	7.2	7.2								
8.2	8.2	8.2								
11.3	11.3	11.3								
22.5	21.7	21.5								
43.0	42.1	41.9								



359°	360°
67.9	67.5
101.3	101.3
143.0	143.2
188.2	188.2
229.8	230.2
268.4	269.0
304.0	304.8
337.4	337.6
370.9	371.3
404.7	405.1
438.2	438.8
469.9	470.6
498.6	499.2
529.3	529.9
561.8	562.6
587.6	588.2
608.0	608.7
624.4	625.0
642.6	643.4
660.2	660.8
677.6	678.2
687.6	688.4
696.0	696.6
705.2	705.8
713.4	714.0
714.6	715.0
715.7	716.1
722.8	723.2
716.1	716.1

(END OF REPORT)